




Registered attendees (both in-person and virtual) have access to view sessions online. All concurrent sessions and plenaries will be livestreamed using Zoom Meeting. Recordings will be available after the conference.

EXPLORE SESSIONS AND ACCESS LIVESTREAMS

To access the program schedule and Zoom links, [log in to the Conference Portal](#) with your email address used during registration. Links for the livestreams will be embedded within the [Online Interactive Program](#).

Click any session in the schedule to open a side panel that shows the session description, presentations, and presenter information. To join a Zoom meeting as a viewer or virtual presenter, visit a session of interest in the [Program Schedule](#) and click on the "Join now" button.



 To [enable closed captioning](#), click the Show captions icon in the meeting controls toolbar.

Online Program



BROWSE SESSIONS AND BUILD YOUR AGENDA

- On the Schedule page ([Figure 1](#)) of the Scientific Program (A), see what sessions and events are available each day (B)
- Search by titles, topics, and other keywords (C); filter by "Tags" (aka Themes; D); and see what's "Happening now" (E)
- On the "My agenda" tab (F) see sessions and events you saved for later

SUPPORT

For help with logging in, contact support@fourwaves.com

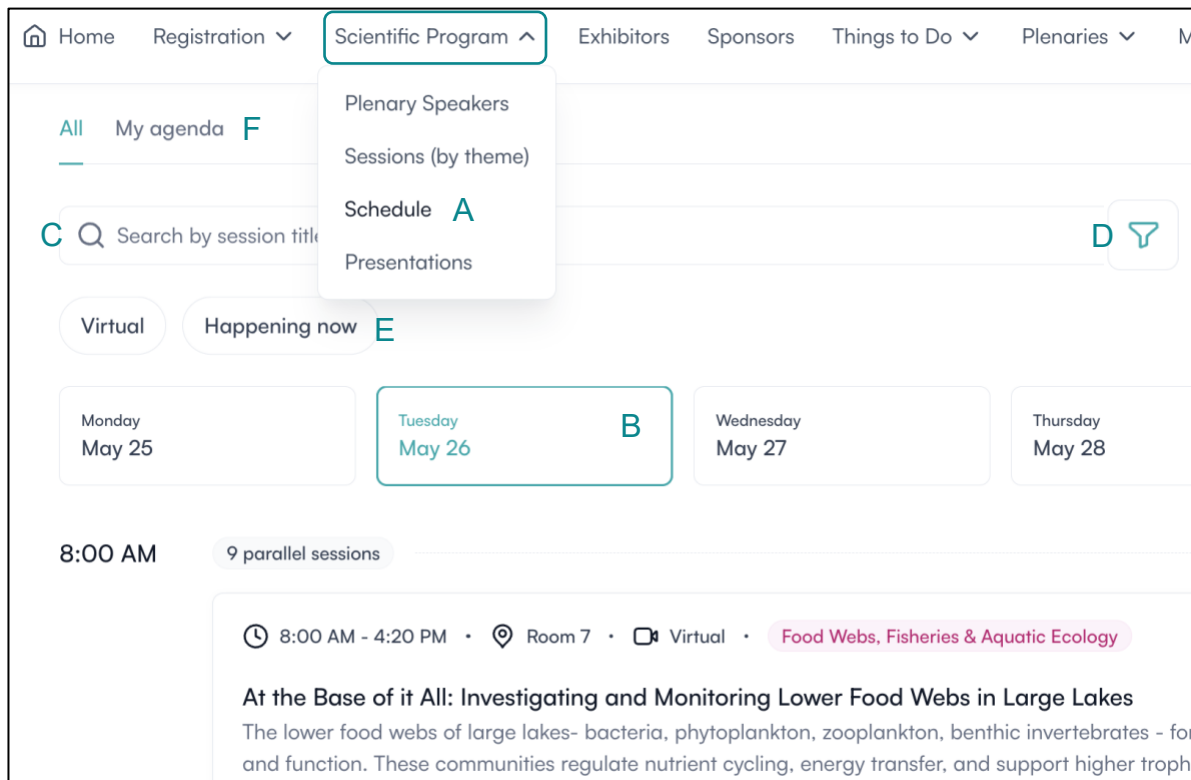


Figure 1. Session Schedule page

Build Your Agenda – Save Sessions and Events

- On the Schedule page, click on a session/event of interest to open the Session details panel (Figure 2).
- In the panel (A),
 - click [View details](#) to read the full session /event description and presentation information
 - click [Join now](#) to join a livestream while the session is active
 - click [Add to my agenda](#) (B) to save the session in your personal agenda
- Click on the [My agenda tab](#) (C) to see your saved sessions/events, organized by day.

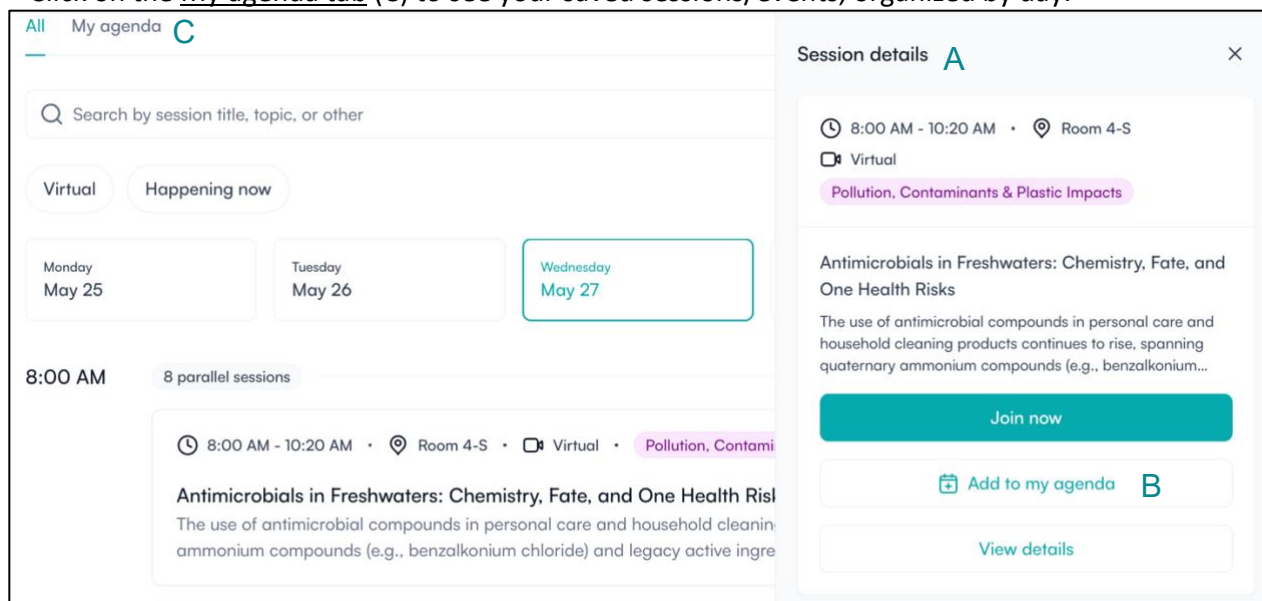


Figure 2. Session details panel

Build Your Agenda – Save Presentations

- In the Session details panel, scroll down to see the list of presentations (Figure 3, A). Click on the title of a presentation (B) to read the abstract (C) and/or save it to your agenda (D).

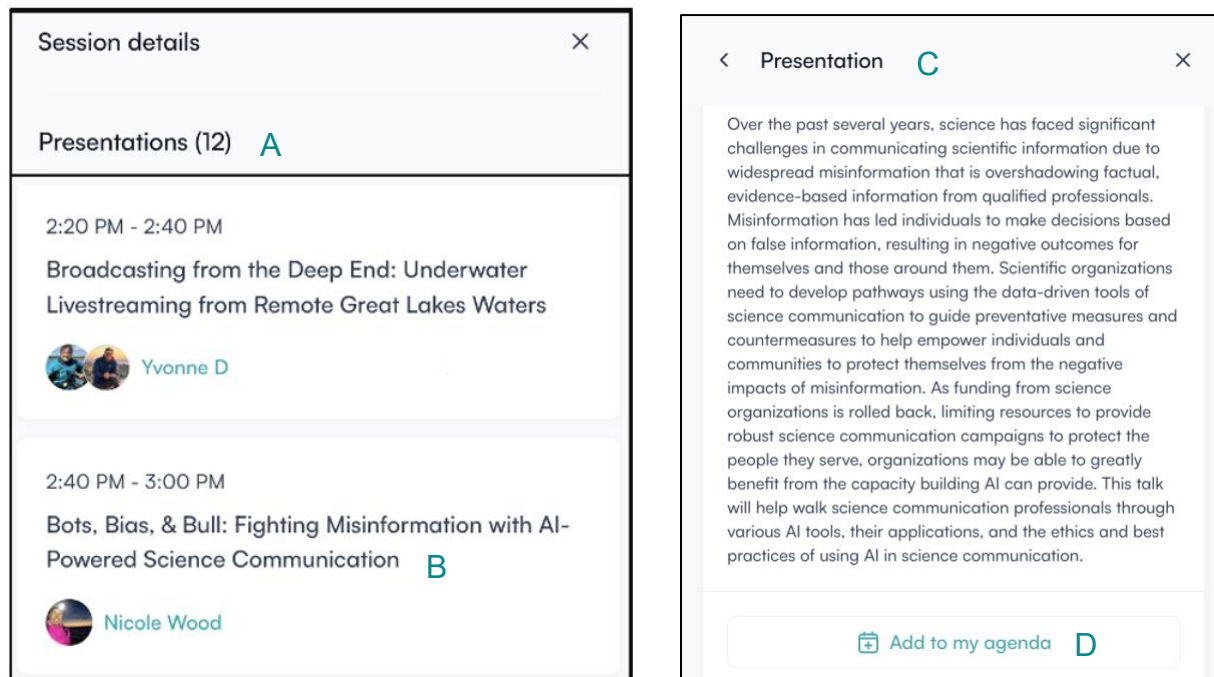


Figure 3. Session details panel, list of Presentations

BROWSE PRESENTATIONS

- On the Presentations page (Figure 4) of the Scientific Program (A), see abstracts for all oral and poster presentations.
- Search by titles, author names, and/or keywords (B), or filter by Session, Presentation Type, or In Person/ Virtual status (C).
- Add Bookmarks to presentations of interest (D). Filter to see presentations you bookmarked and/or what's "Presenting now" (E). (Note: Bookmarking does not add a presentation to your agenda)
- Click on the text bubble to ask a question to a presenter (F). Questions and answers will be visible to other participants.
- Click on a presentation to read the full abstract and see when it is scheduled.

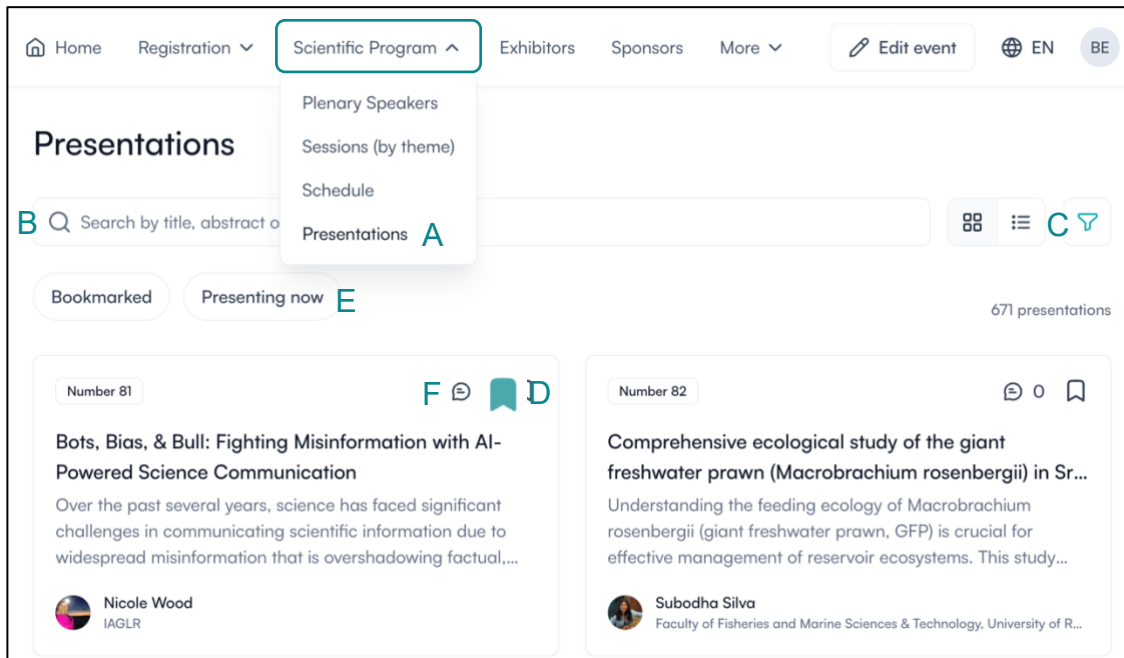


Figure 4. Presentations page

VISIT VIRTUAL POSTERS

A number of virtual posters will be available for viewing throughout the week of the conference. Visit and leave comments or questions for the authors. To access virtual posters, use filters on the [Presentations Page](#) (Figure 4). Filter (C) to Type of Presentation: Poster and Method of Delivery: Virtual.

VISIT EXHIBITORS

Attendees are encouraged to explore the [virtual exhibit hall](#), where you can read about exhibiting organizations and visit their websites through direct links.

READ UP ON THINGS TO DO

The conference portal includes details on all sorts of program activities and social events happening throughout the week of the conference. Learn more at the links below.

- [Plenary Speakers](#)
- [Field Trips](#)
- [Workshops](#)
- [Social Events](#)